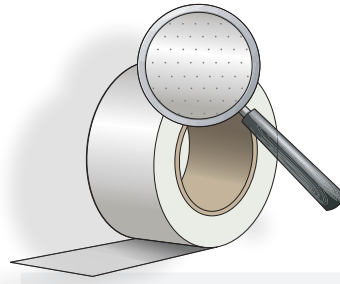


HIGH PERFORMANCE HP TAPE 150M

Updated : 02/2023



REFERENCE • GENCODE EAN13
A11434 • 3585501114342

DESCRIPTION

The joint tape is used to cover joints between plasterboards.

ADVANTAGES

- Optimised perforation
- Brilliant white
- Reinforced rigidity
- Better adhesion

WIDTH (mm) 51

MATERIAL Kraft paper

AVERAGE USAGE (/m²) 1.4

AVERAGE USAGE (/m) 1

TENSILE STRENGTH (N/mm) 4

DENSITY (g/m²) 140

STANDARD EN 13963

APPLICATION

Jointing material for plasterboards.

USE TIPS



1. Apply a coating of plasterboard jointing adhesive to the joint between two plasterboards (tapered or straight edges).

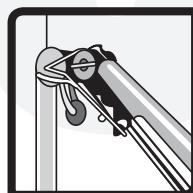
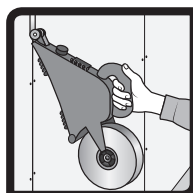


2. Apply the paper jointing tape to the adhesive previously applied along the length of the joints and press flat using the float trowel (press the tape firmly against the plaster).



3. Cover the paper jointing tape with two coats of plasterboard jointing adhesive (filler and finish).

APPLICATION TOOLS



RELATED SEMIN PRODUCTS:

- PLASTERS CE 78 POWDER, CE 78 JOINTING COMPOUND.